

YOUNG™

Hygiene Handpiece

QUICK USE GUIDE

1. Sterilize handpiece before first use
2. Connect to low speed motor
3. Check for air pressure between 40-45 PSI
4. Attach Young Disposable Prophy Angle
5. Lubricate and sterilize handpiece after use

Instructions for Use

General Information

Important: The Food and Drug Administration and Centers for Disease Control and Prevention strongly recommend that handpieces be sterilized before each patient use.

Intended Use: This Young Hygiene Handpiece is an air-powered motor intended for use by trained dental professionals for the purpose of polishing teeth with disposable prophy angles.

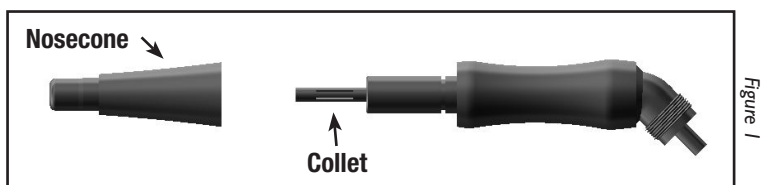
- 1) Normal air pressure at the connector should be 40 - 45 PSI. Do not operate the handpiece above 45 PSI.
- 2) Disposable-type prophy angles can be used with the Young handpiece. Metal prophy angles or other metal drive shafts are not recommended. Ensure the proper shaft diameter of 3/32 inch (2.35 mm) is used.
 - When inserting a prophy angle, align the notch of prophy angle with the locator pin on the outside of the friction grip chuck, and ensure they mate properly.
 - Refer to the prophy angle manufacturer's data sheet for proper use and installation.
- 3) Lubricate and maintain your handpiece in accordance with the instructions. Proper care and maintenance will extend the life of your new handpiece.
- 4) Connections: Before actuating foot control, please review the following.
 - The tubing is properly connected to the air source.
 - The water feature on the unit is disabled prior to handpiece operation.
 - The handpiece is firmly installed on the tubing connector.
 - The prophy angle is fully seated in the chuck.
 - The air pressure at the handpiece has been set to 40 - 45 PSI.

Instructions for Care

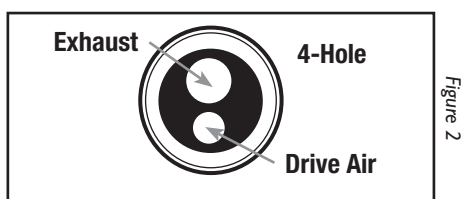
Caution: Wear a mask, gloves and protective eyewear when handling contaminated instruments. Follow the Food and Drug Administration and Centers for Disease Control and Prevention guidelines for handpiece sterilization.

- 1) Manually remove all visible soil, such as saliva, from the handpiece prior to sterilization.
 - Do not use cold sterilization solutions containing acids or chlorine.
 - Do not immerse the handpiece in water or disinfecting solutions.
 - Do not place the handpiece in an ultrasonic bath.

Note: For user convenience, the nosecone is removable and may be cleared as needed. To clear away any debris in the collet, remove nosecone from handpiece (shown in figure 1). Wipe collet and blow air through slots. Reinstall nosecone on handpiece.



2) Lubricate the handpiece with one or two drops of Young Handpiece Lube. Place the lubricant in the drive air hole at the back of the handpiece (shown in figure 2).



3) Purge the handpiece by connecting it to an air source or attaching it to a purge unit.

4) Run the handpiece for approximately 30-40 seconds or until all excess lubricant is expelled. Any excess lubricant remaining on the surface of the handpiece should be removed with a 2 x 2 gauze sponge.

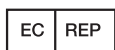
5) Prior to autoclaving, remove the prophylaxis angle from the handpiece. Insert the handpiece into a sterilization pouch. Place into steam autoclave. Sterilize at 135°C (275°F) per autoclave manufacturer's parameters. Do not let the handpiece remain in the autoclave pouch under wet or damp conditions. Such conditions can result in corrosion of the internal parts and shorten the life of the handpiece.

6) After removing the handpiece from the autoclave, allow it to return to ambient room temperature prior to use on patients.

Warranty

Your Young Hygiene Handpiece is warranted to the original purchaser against defective workmanship and materials under normal installation, use and service for two years.

For repairs, contact your dental dealer for repair authorization from Young. This will ensure your repair is processed in a timely manner. Warranty handpieces will be fixed accordingly and then promptly returned to the dentist; non-warranty repairs will require a repair estimate approval/denial.



YI Europe, Ltd., Box 7037
S-187 11 Täby, Sweden



R_X only



21100269A

YOUNG™



13705 Shoreline Ct. East • Earth City, MO 63045
(800) 325-1881 • www.youngdental.com